



# John Example

Career Values

**Client**

ixly ontwikkel/test

**Consultant**

Voorbeeld Adviseur

**Date completed**

February 23, 2023



# Graphic representation of your results

## Work-life balance

Private life

Work




## Yields


Financial reward



Praise and recognition



Tangible results



Useful contribution



Career



Quality



## Activities


Creative thinking



Influencing



Enterprising



Helping others



Analysing



Developing




Being physically active




## Environment

Autonomy



Security and stability



Challenging tasks



Cooperation



Exposure



Dynamism



# Interpretation of the scores

In this report we have used several numbers which we would like to clarify. The personality characteristics are graphically expressed in sten scores. The sten scores represent the following:

Sten score	Meaning
1	Far below average
2	Well below average
3	Below average
4	Just below average
5	Average
6	Average
7	Just above average
8	Above average
9	Well above average
10	Far above average

## Disclaimer and copyright

In accordance with NIP guidelines, this report is valid for a maximum of two years as people may change over a period of time.

This automatically generated report describes an individual's personality traits as derived from the answers to the questionnaires. The answers are compared to those given by a large group of other people. The subjective nature of assessments based on questionnaires should be taken into account when interpreting the results. The test supplier can therefore not accept responsibility for the accuracy of the results and descriptions.

© 2014-2023 Ixly. The intellectual property rights and copyrights of the tests and reports rest with the test supplier. The commissioning party and clients may copy these for internal use only.